


HOW TO REGISTER PARENTS & JUNIORS ON CLUB WEBSITE

1. Click 'Join Website' or 'Club Registration' to join the website



Pitchero Club Rank: 14

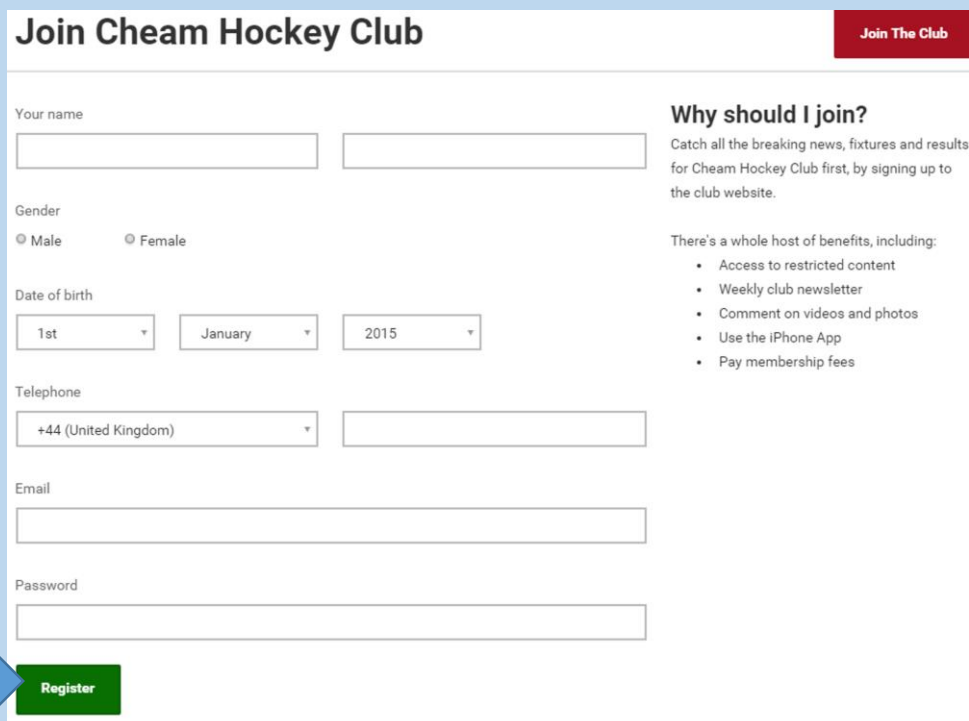
[Join Website](#) or existing users [Login](#)

Cheam Hockey Club
est 1920

Home News & Calendar Teams Videos & Photos Payments Club Shop Contact Information

Quick links: [New Member Information](#) [Easyfundraising](#) [Training Information](#) [Club Registration](#)

2. Complete the form with **YOUR DETAILS (not those of your child)** and click 'Register'



Join Cheam Hockey Club [Join The Club](#)

Your name

Gender
☒ Male ☐ Female

Date of birth

Telephone

Email

Password

Why should I join?
Catch all the breaking news, fixtures and results for Cheam Hockey Club first, by signing up to the club website.

There's a whole host of benefits, including:

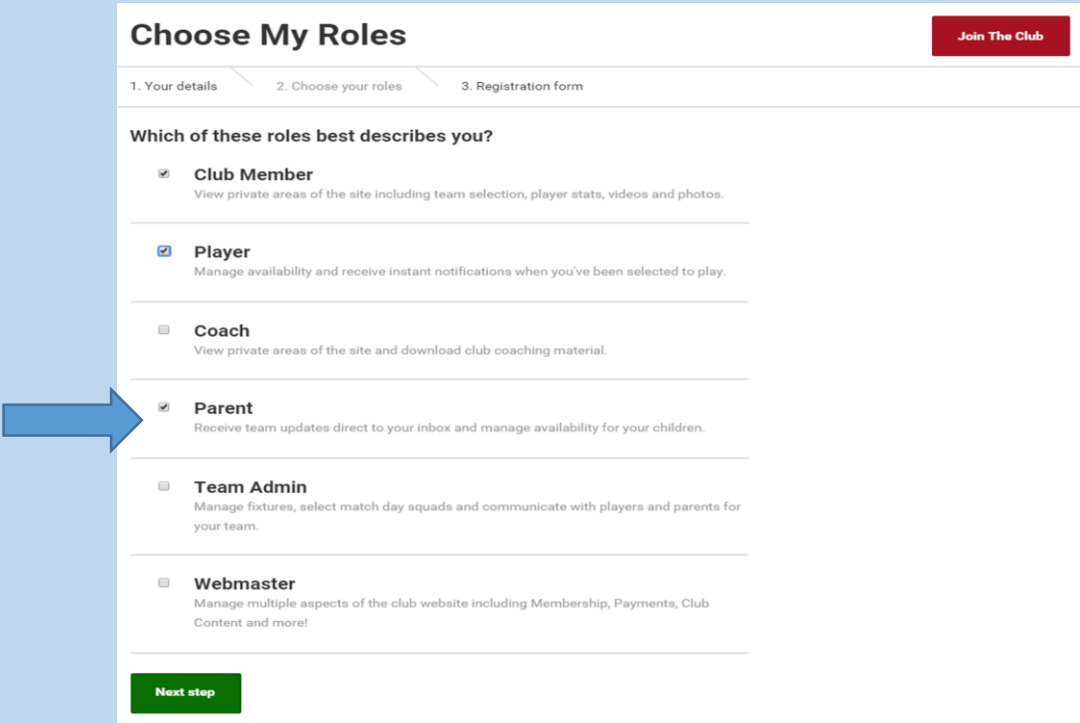
- Access to restricted content
- Weekly club newsletter
- Comment on videos and photos
- Use the iPhone App
- Pay membership fees

[Register](#)

CONTINUE TO NEXT PAGE...

HOW TO REGISTER PARENTS & JUNIORS ON CLUB WEBSITE (cont...)

3. Choose your roles in the club – select as many as apply to you. **If you are a parent of a child in the Club, select ‘Parent’ as one of your roles.** Then click ‘Next step’.



Choose My Roles Join The Club

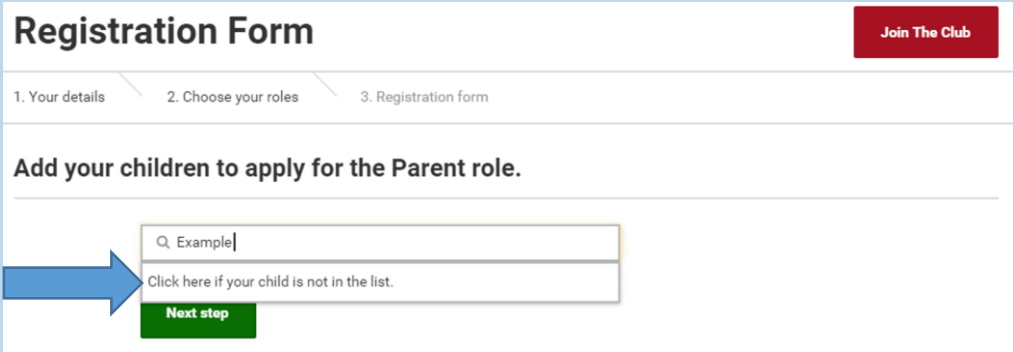
1. Your details / 2. Choose your roles / 3. Registration form

Which of these roles best describes you?

- ☒ **Club Member**
View private areas of the site including team selection, player stats, videos and photos.
- ☒ **Player**
Manage availability and receive instant notifications when you've been selected to play.
- ☐ **Coach**
View private areas of the site and download club coaching material.
- ☒ **Parent**
Receive team updates direct to your inbox and manage availability for your children.
- ☐ **Team Admin**
Manage fixtures, select match day squads and communicate with players and parents for your team.
- ☐ **Webmaster**
Manage multiple aspects of the club website including Membership, Payments, Club Content and more!

Next step

4. Type in the name of your child. As you type, the system searches the database for matching children. If your child appears, select them. If they do not appear then click **‘Click here if your child is not on the list’**.



Registration Form Join The Club

1. Your details / 2. Choose your roles / 3. Registration form

Add your children to apply for the Parent role.

[Click here if your child is not on the list.](#)

Next step

CONTINUE TO NEXT PAGE...

HOW TO REGISTER PARENTS & JUNIORS ON CLUB WEBSITE (cont...)

5. Type in your child’s first name and last name, then click ‘Add’. Once all children are added, click ‘Next step’.

Registration Form

Join The Club

1. Your details2. Choose your roles3. Registration form

Add your children to apply for the Parent role.

Example First Name

Example Last Name

AddCancel

Next step

6. Complete the questions on the next page. **Under your child’s ‘Primary Team’ select ‘Juniors’.** Once done, click ‘Complete application’. This will submit your application for registration to the webmasters.

You will have been emailed a verification from Pitchero to check your email address is correct. Click the link in that email to verify. **You will not get club emails until you do this**

Questions for Example First Name Example Last Name

Primary team

Juniors

Medical Conditions*

Consent to use images*

For Junior players consent is requested to use images and/or video in club materials, publicity, match reports etc

☒ I consent

☐ I do not consent

Club Questions

Telephone Number*

Medical Conditions*

Additional info

Please provide any relevant information that will help a Webmaster approve your membership request.

Complete application