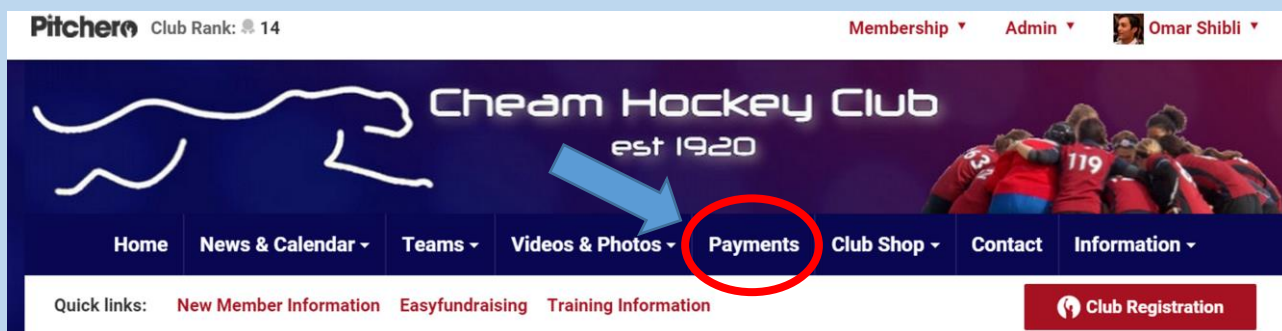


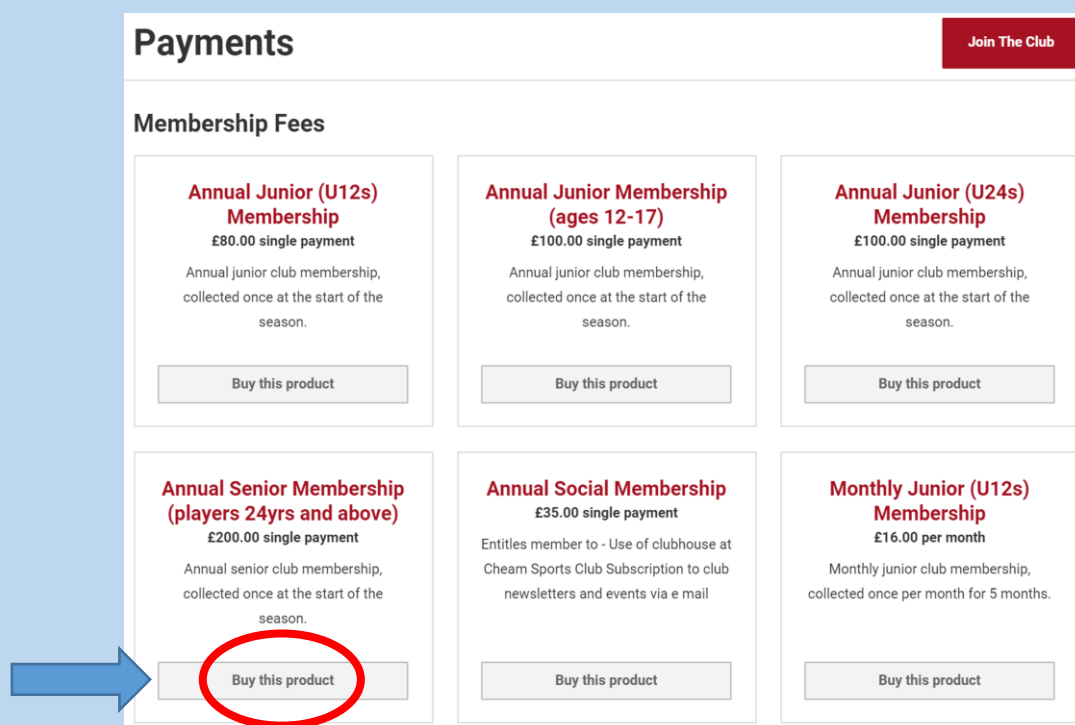
HOW TO PAY SUBS ON CLUB WEBSITE

(**NOTE:** To pay subs for yourself or anyone else (e.g. Juniors) you and any others who you wish to pay for must be registered on the club website. There are other User Guides on how to register, so please register first and then return to this Guide)

1. Log in to website. Click 'Payments' tab on website front page.



2. Select the sub category you want to pay and click 'Buy this product'.



CONTINUE TO NEXT PAGE...


HOW TO PAY SUBS ON CLUB WEBSITE (cont...)

3. Next, confirm who you would like to pay for. Your name should appear automatically, so if you are paying for yourself click 'Continue'. **If paying for another person** (your child, for example), click 'Remove' to remove your name. You can then type in the name of the member you would like to pay for. Select them and click 'Continue'.


Who would you like to buy this product for?

If you're paying for your child, choose them here.

Omar Shibli (you)



Remove



Continue


4. Complete the form and click 'Continue'.

Payment Form

Please complete the following payment form

Telephone Number*

Medical Conditions*



Continue

CONTINUE TO NEXT PAGE...

HOW TO PAY SUBS ON CLUB WEBSITE (cont...)

5. You will then be taken to the secure online payment portal, to pay via GoCardless. Follow the instructions to pay via GoCardless, which you can then use for any future Cheam HC payments.

Cheam Hockey Club

£40.00 every month until 15 Jan 2016

Monthly Senior Membership (players 24 years and above)

Monthly senior club membership, collected once per month over 5 months.

Email address

- ☐ I don't have a GoCardless account
- ☒ I have a GoCardless account

Password [Forgot?](#)

Sign in